

XD HANDALL® HYBRID
INSTALLATION PROCEDURE

HOGUE®

HOGUE, INC.


Post Office Box 91360
Henderson, NV 89009

1-800-GET-GRIP (438-4747)

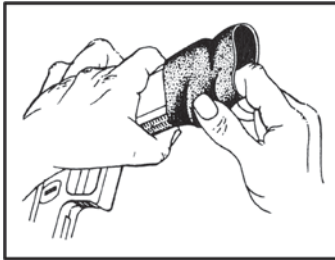
Hogueinc.com

crd_ins_oms_03202017

1. Before starting to work, make sure the gun is unloaded and make safe with magazine removed.



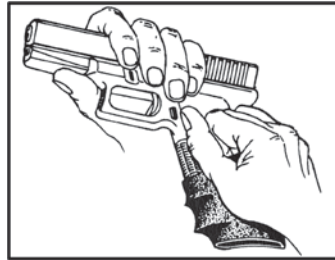
2. Start by holding the gun as shown. At the rearmost corner, cover the frame with the top edge of the HandAll sleeve. **Note:** Warming the HandAll will make it stretch with less effort and make the installation somewhat easier.



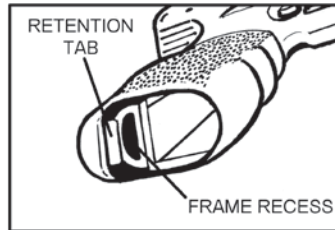
3. Next, pull the sleeve towards the front of the gun until the finger groove ridge is over the front corner of the frame. The HandAll is designed to fit tight and much force may be required to complete this step. The sleeve should be stretched as evenly as possible. The rubber is durable and tear resistant although care must be exercised not to gouge, cut, or pull excessively on the edges of the sleeve as a tear may develop. Be cautious of sharp edges.

ATTENTION

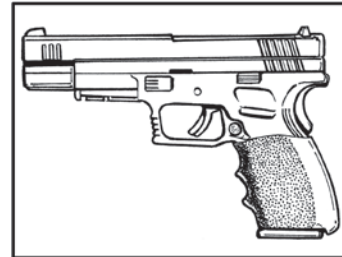
When properly installed, the grips' retention tab will prevent the grip from interfering with the grip safety located on the back of the grip portion of the receiver. Discontinue use if for any reason the correct operation of the grip safety is compromised. For added assurance, consider application of Hogue "HandAll Stick Kit", part #17010.



4. The grip must be pulled onto the gun frame. Slip your fingers under the sleeve and grab the edges. Pull upwards onto the gun. Do not pull outwards any more than necessary. Repeat this a little at a time alternating from right to left, front to back, until the retention tab is touching the lower corner of the receiver. Insert retention tab into corresponding recess and continue pulling sleeve onto receiver until HandAll is clear of the magazine well and retention tab is fully seated.



5. Verify that the installed sleeve does not interfere with the grip safety.



IMPORTANT!

Check all functions of your firearm after installation. Test fire your firearm. This is especially important if firearm is to be used for law enforcement duty.