

# CARGO MANAGEMENT SYSTEM

## USAGE INSTRUCTIONS

If you have any problems, don't hesitate to call us

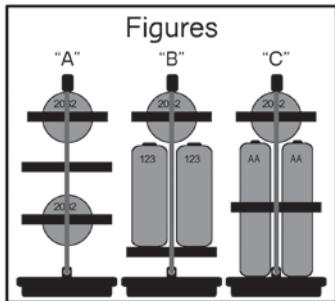
### HOGUE, INC.

Post Office Box 91360  
Henderson, NV 89009

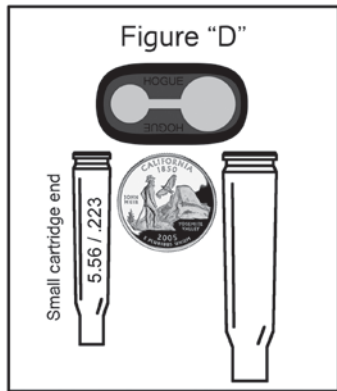
1-800-GET-GRIP (438-4747)

[Hogueinc.com](http://Hogueinc.com)

The Hogue Cargo Management System (CMS) was designed to work with AA batteries, 123A batteries, CR2032 coin type batteries or the Otis cleaning kit. The CMS can also be configured to work with just about anything that will fit in the grip.

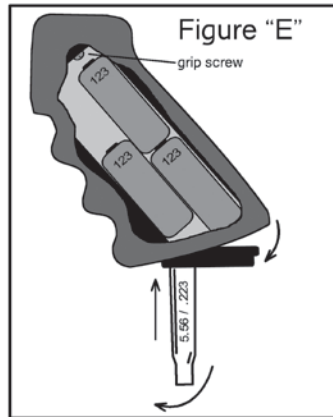


1. Before starting to work, make sure the firearm is unloaded.



2. The CMS comes fully assembled to accept four CR2032 batteries by inserting them into the slots in the top and bottom bulkheads (Figure A). Two CR2032 and two 123A batteries may be carried by removing the center bulk head and inserting the two 123As on top of the bottom bulkhead (Figure B). To carry two AA batteries and two CR2032 batteries, remove only the bottom bulkhead (Figure C).

3. The CMS door without the cable is designed for the Otis Cleaning kit and to carry three 123A batteries. Place two batteries end to end in the rear of the grip and a third in front of them. Then insert the door. If needed, foam ear plugs work well as padding for a rattle free carry.



4. To Install the CMS Door:  
Insert the small cartridge end of the door into the front of the grip opening, then press the rear of the door into the grip opening.

5. To Remove CMS Door:

The CMS is designed to use a cartridge as a tool for removal of the door. To open, insert a suitable cartridge and pry forward (muzzle direction) or sideways while pushing in firmly on the cartridge (Figures D and E). The door can also be opened with a coin, a key or other suitable prying object, insert into the slot and pry sideways. A slow steady force is necessary to open and close the door.

**Note:** The CMS to grip fit is designed to be tight. The grip will take a "set or break-in" after a short time becoming easier to operate, yet still maintain a good seal. A small amount of silicone sealant applied to the head of the grip screw will assure a water tight compartment.

### IMPORTANT!

Check all functions of your firearm after installation. Test fire your firearm. This is especially important if firearm is to be used for law enforcement duty.

# HOGUE®

IMPORTANT CONSUMER  
AND WARRANTY INFORMATION  
ON BACK OF PACKAGE